

**NOUVEAUTÉS**



# PORTES FIN DE CHANTIER



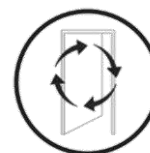
**BERTOLOTTO®**  
PORTE



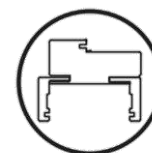
# PORTE ÉQUILIBRE BATTANTE + HUISSERIE - RÉVERSIBLE SERRURE MAGNÉTIQUE

EXISTE EN : **73 - 83 - 93CM**


COLORIS : **CHÈNE NATUREL, GRIS FONCÉ,  
LATTE**



PORTE  
REVERSIBLE



CADRE  
TPF/L4



SERRURE  
MAGNETIQUE



2 CHARNIERES  
INVISIBLES  
REVERSIBLES



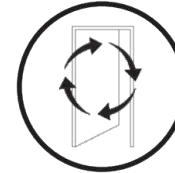
JOINT  
ACOUSTIQUE

	<b>73</b>	<b>83</b>	<b>93</b>
<b>CHÈNE NATUREL</b>	<b>FM10010</b>	<b>FM10011</b>	<b>FM10012</b>
<b>GRIS FONCÉ</b>	<b>FM10013</b>	<b>FM10014</b>	<b>FM10015</b>
<b>LATTE</b>	<b>FM10016</b>	<b>FM10017</b>	<b>FM10018</b>

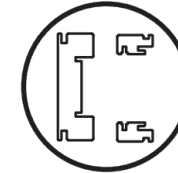
# PORTE ÉQUILIBRE GALANDAGE + HABILLAGE + SERRURE CONDAMNATION

EXISTE EN : 73 - 83 - 93CM


COLORIS : CHÊNE NATUREL, GRIS  
FONCÉ, LATTE




PORTE  
REVERSIBLE



HABILLAGE  
CADRE KSF/L4



SERRURE  
CONDAMNATION



KIT L/O TONDA

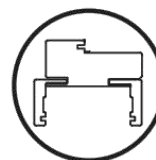

	73	83	93
CHÊNE NATUREL	FM10003	FM10001	FM10002
GRIS FONCÉ	FM10007	FM10008	FM10009
LATTE	FM10004	FM10005	FM10006



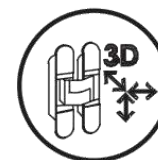
# PORTE ÉQUILIBRE THERMIQUE + HUISSERIE - SERRURE 3 POINTS

EXISTE EN : 83D - 83G

COLORIS : CHÈNE NATUREL, GRIS FONCÉ,  
LATTE



CADRE  
TPF/L4



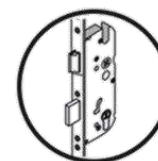
3 CHARNIERES  
INVISIBLES  
REVERSIBLES



JOINT  
ACOUSTIQUE



SEUIL MOBILE  
DE SERIE



SERRURE  
3 POINTS



FCBA CLIMAT B  
ET ISOLATION THERMIQUE  
1.1 UdW

	73	83
CHÈNE NATUREL	FM30001	FM30002
GRIS FONCÉ	FM30003	FM30004
LATTE	FM30005	FM30006



# SERRURE CONDAMNATION MAGNÉTIQUE POUR PORTE BATTANTE ÉQUILIBRE

RÉF : FM40001

# FICHE TECHNIQUE

## EQUILIBRE BATTANTE

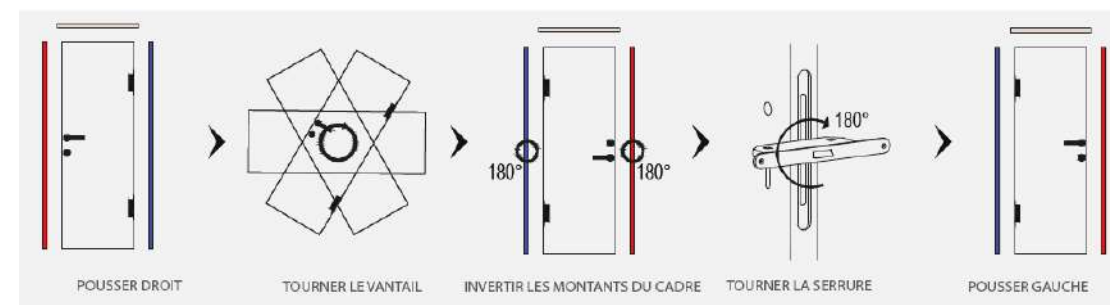
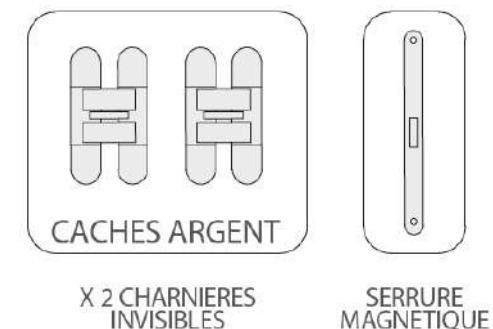
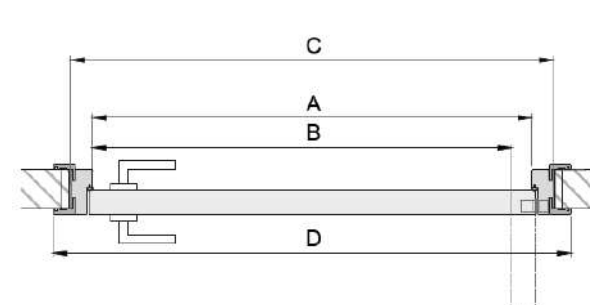
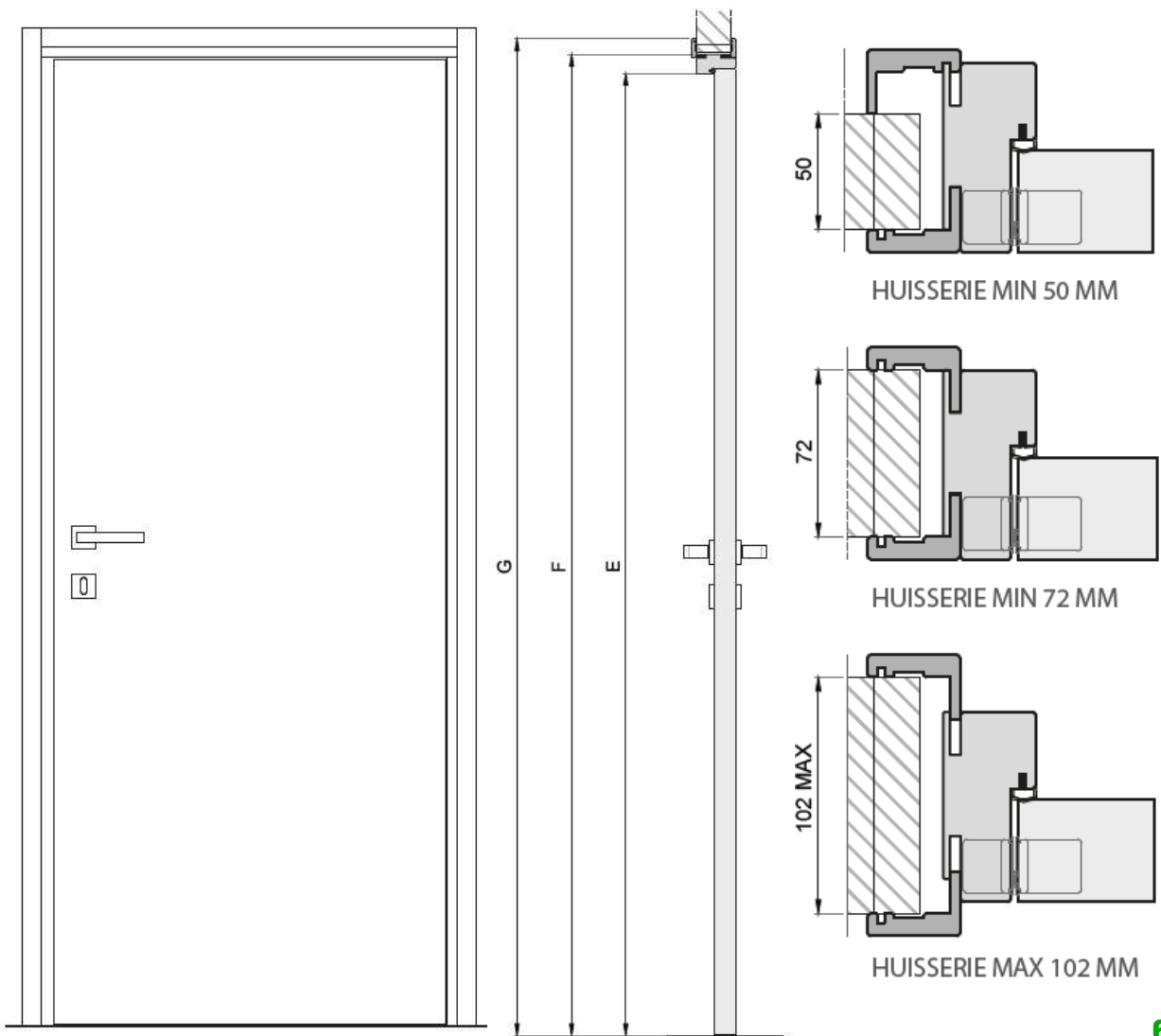
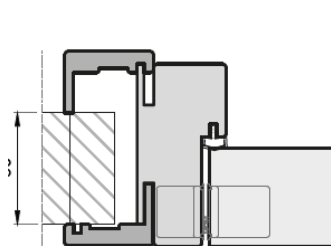
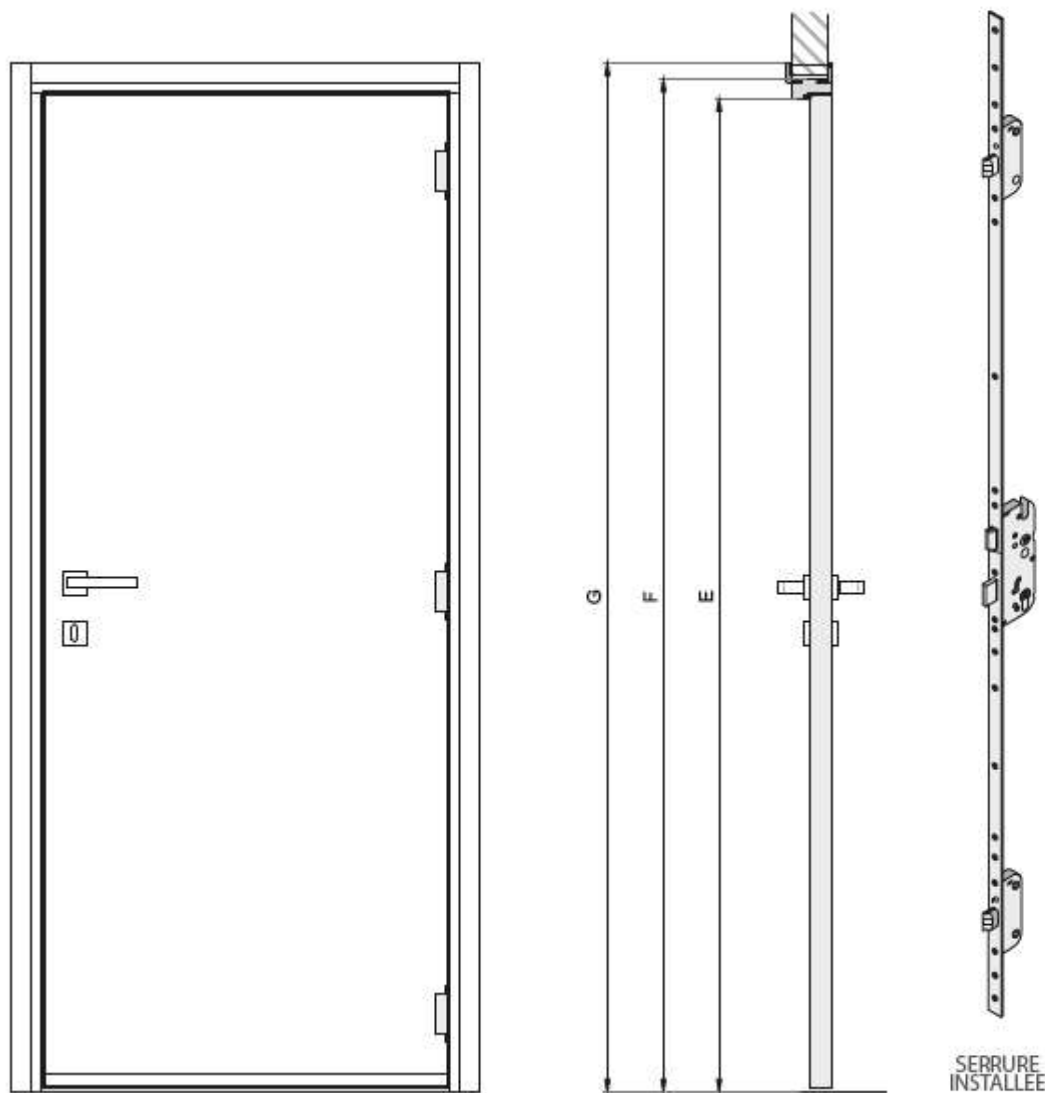


TABLEAU DIMENSIONNEL

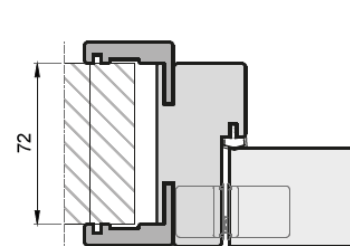
H (cm)	E (mm)		F (mm)	RESERVATION (mm)	G (mm)
204	2037		2077	2090	2110 (mm)
L (cm)	A (mm)	B (mm)	C (mm)	RESERVATION (mm)	D (mm)
73	715	679	795	810	861
83	815	779	895	910	961
93	915	879	995	1010	1061

# FICHE TECHNIQUE

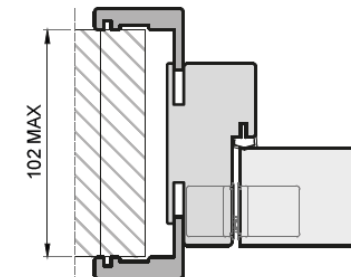
## EQUILIBRE BATTANTE THERMIQUE



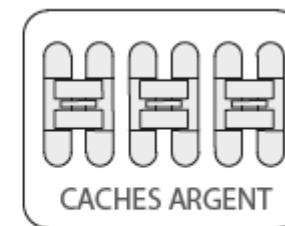
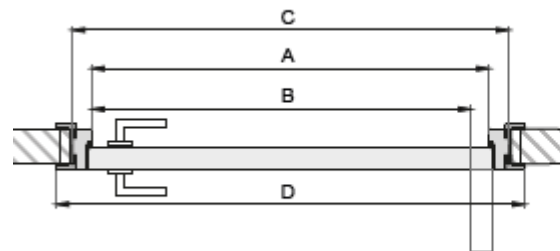
HUISSERIE MIN 50 MM



HUISSERIE MIN 72 MM



HUISSERIE MAX 102 MM



X 3 CHARNIERES  
INVISIBLES

TABLEAU DIMENSIONNEL

<b>H</b> (cm)	<b>E</b> (mm)		<b>F</b> (mm)	<b>RESERVATION</b> (mm)	<b>G</b> (mm)
204	2037		2077	2090	2110 (mm)
<b>L</b> (cm)	<b>A</b> (mm)	<b>B</b> (mm)	<b>C</b> (mm)	<b>RESERVATION</b> (mm)	<b>D</b> (mm)
83	815	779	895	910	961

# FICHE TECHNIQUE

## EQUILIBRE GALANDAGE

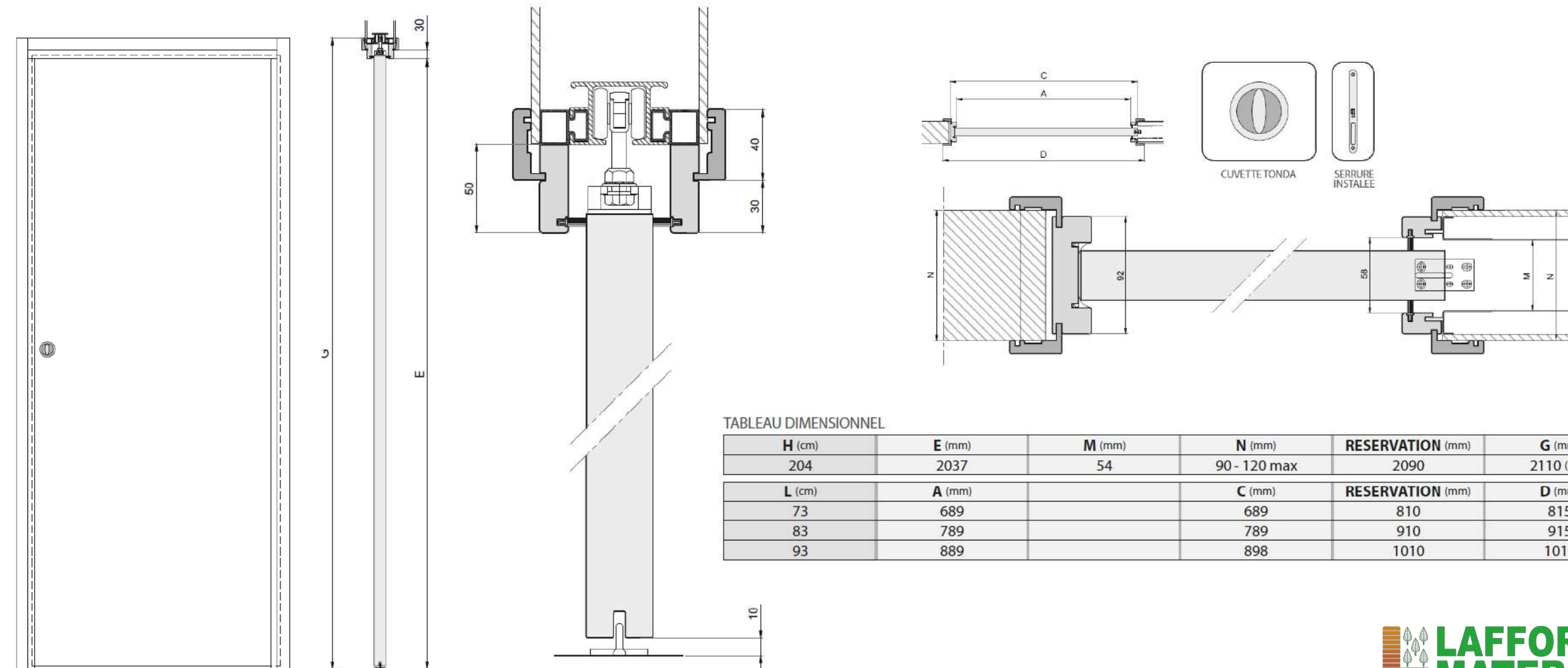


TABLEAU DIMENSIONNEL

H (cm)	E (mm)	M (mm)	N (mm)	RESERVATION (mm)	G (mm)
204	2037	54	90 - 120 max	2090	2110 (mm)
L (cm)	A (mm)		C (mm)	RESERVATION (mm)	D (mm)
73	689		689	810	815
83	789		789	910	915
93	889		898	1010	1015

# RENSEIGNEMENTS

## CONTACTEZ VOTRE AGENCE



**LANNEMEZAN**  
**Éric Perin**  
05 62 49 05 06



**TARBES**  
**Marie-Pierre**  
05 62 38 90 20



**TLSE SUD**  
**Sylvain Pertuisot**  
05 33 00 33 30



**TLSE NORD**  
**Éric Metge**  
05 61 77 28 26



**TLSE SESQUIÈRES**  
**Stéphanie Vivès**  
05 40 25 49 12



**VALENTINE**  
**Jean-Michel Rougé**  
05 61 94 67 06



**SAINT-GIRONS**  
**Philippe Amardeil**  
05 61 66 94 66